

**KHSAA TITLE IX
ANNUAL REPORT SUBMISSION
STATUS REPORT
2009-2010**

KHSAA
Form T65
Revised 4/09

TO: KHSAA Member School Superintendents, Principals, and Athletic Directors

FROM: Brigid L. DeVries, Commissioner
Darren Bilberry, Assistant Commissioner

DATE: May 27, 2010

| | | | |
|--------|-------------------------|-------------|----------------|
| School | Clay County High School | Reviewed by | Martha Mullins |
|--------|-------------------------|-------------|----------------|


The following is a status report regarding the required 2009-2010 Title IX Annual Report submission of forms due into the KHSAA office by April 15, 2010. Appropriate KHSAA Audit Team personnel have reviewed these forms and the following is a summary of this review.

I. Checklist of Forms properly submitted in a satisfactory manner:

| | | | |
|----------|-------------------------------|----------|--|
| X | GE 19 (Annual Verification) | X | T-35 (Budget Expenses) |
| X | T-1 (Summary Program Chart 1) | X | T-36 (Budget Expenses) |
| X | T-2 (Summary Program Chart 2) | | T-41 (Checklist – Overall Interscholastic Program) |
| X | T-3 (Summary Program Chart 3) | | T-60 (Corrective Action Plan) |
| X | T-4 (Summary Program Chart 4) | X | T-63 (Interscholastic Survey Results) |

II. Status

| | | |
|----|----------------------------|--|
| A. | | 2009-2010 Forms are satisfactory and no further information or action is necessary at this time. |
| B. | X | Errors have been noted with respect to the following forms: Form T-41: resubmit, by June 10, 2010, with corrections discussed by phone. Form T-60: resubmit, by June 10, 2010, with additions and clarifications discussed by phone. |
| C. | | The following forms were omitted and must be submitted by school representatives: |
| D. | N O N E | According to the 2009-2010 data, the school appears to be meeting the standards established in: <input type="checkbox"/> Test 1 (Athletic participation is proportionate to enrollment) <input type="checkbox"/> Test 2 (History and continuing practice of program expansion) <input type="checkbox"/> Test 3 (Full and effective accommodation of interests and abilities) In order to meet the standards for compliance with Test 3 the interest in girls' soccer must be addressed. |
| E. | X | Other Recommendation and Comments: The KHSAA recommends a Spring meeting of the Gender Equity Review mCommittee prior to the filing of the annual Title IX report. |



**KHSAA TITLE IX
ANNUAL REPORT SUBMISSION
STATUS REPORT
2009-2010**

KHSAA
Form T65
Revised 4/09

TO: KHSAA Member School Superintendents, Principals, and Athletic Directors

FROM: Brigid L. DeVries, Commissioner
Darren Bilberry, Assistant Commissioner

DATE: May 27, 2010

| | | | |
|--------|-------------------------|-------------|----------------|
| School | Clay County High School | Reviewed by | Martha Mullins |
|--------|-------------------------|-------------|----------------|

The following is a status report regarding the required 2009-2010 Title IX Annual Report submission of forms due into the KHSAA office by April 15, 2010. Appropriate KHSAA Audit Team personnel have reviewed these forms and the following is a summary of this review.

I. Checklist of Forms properly submitted in a satisfactory manner:

| | | | |
|----------|-------------------------------|----------|--|
| X | GE 19 (Annual Verification) | X | T-35 (Budget Expenses) |
| X | T-1 (Summary Program Chart 1) | X | T-36 (Budget Expenses) |
| X | T-2 (Summary Program Chart 2) | | T-41 (Checklist – Overall Interscholastic Program) |
| X | T-3 (Summary Program Chart 3) | | T-60 (Corrective Action Plan) |
| X | T-4 (Summary Program Chart 4) | X | T-63 (Interscholastic Survey Results) |

II. Status

| | | |
|----|----------------------------|--|
| A. | | 2009-2010 Forms are satisfactory and no further information or action is necessary at this time. |
| B. | X | Errors have been noted with respect to the following forms: Form T-41: resubmit, by June 10, 2010, with corrections discussed by phone. Form T-60: resubmit, by June 10, 2010, with additions and clarifications discussed by phone. |
| C. | | The following forms were omitted and must be submitted by school representatives: |
| D. | N O N E | According to the 2009-2010 data, the school appears to be meeting the standards established in: <input type="checkbox"/> Test 1 (Athletic participation is proportionate to enrollment) <input type="checkbox"/> Test 2 (History and continuing practice of program expansion) <input type="checkbox"/> Test 3 (Full and effective accommodation of interests and abilities) In order to meet the standards for compliance with Test 3 the interest in girls' soccer must be addressed. |
| E. | X | Other Recommendation and Comments: The KHSAA recommends a Spring meeting of the Gender Equity Review mCommittee prior to the filing of the annual Title IX report. |



KENTUCKY HIGH SCHOOL ATHLETIC ASSOCIATION
2009-2010 ANNUAL VERIFICATION OF TITLE IX PROCEDURES
 (To be submitted by April 15, 2010 along with other required forms)

KHSAA Form GE19
Rev. 04/09

MAY - 6 2010

The CLAY COUNTY High School, Manchester, Kentucky
 (Name of High School) (City)

certifies to the Kentucky High School Athletic Association that the following is an accurate and true representation of the facts surrounding compliance with 20 U.S.C. Sections 1681-1688, et. Seq. (also known as Title IX). **I certify the following provisions in accordance with records at the school contained in the permanent Title IX file, at least one copy of which must be maintained in the Principal's office, and to the best of my knowledge have completed the following tasks:**

I. Established a gender equity committee at the high school. (List committee personnel and provide attachment if necessary)

| Name | Address | Phone | Title |
|--|---------|-------|-------|
| (Supt., Principal, Student, Parent, Coach, Etc.) | | | |
| See Attached list | | | |
| | | | |
| | | | |
| | | | |
| | | | |
| | | | |
| | | | |

II. Scheduled a minimum of three meetings during the 2009-2010 school year on the following dates:

| |
|------------------|
| October 23, 2009 |
| January 6, 2010 |
| May 3, 2010 |

III. Designated the following person(s) as the Title IX coordinator for the school:




| Name | Title | Address | Phone |
|-----------------|------------|-----------------|----------------|
| Dr. Deann Allen | Supervisor | 128 Richmond Rd | (606) 598-2168 |

IV. Designated the following person(s) as the Title IX coordinator for the district:

| Name | Title | Address | Phone |
|-----------------|------------|-----------------|----------------|
| Dr. Deann Allen | Supervisor | 128 Richmond Rd | (606) 598-2168 |

School personnel are continuing to make periodic reviews of the boys' and girls' athletics program reflected in the Corrective Action Plan.

In addition to the above information, the above referenced school maintains a complete permanent file relative to Title IX records including copies of the self-assessment audit, all corrective action plans, and other related materials.


 Principal's Signature 4/29/ 2010
 Date

 Superintendent Signature 
 School Board Chairpersons' Signature
 (Send original copy to KHSAA - Maintain duplicate in Title IX school folder)

Clay County High School Title IX Committee

| Name | Address | Phone | Title |
|---------------------|-----------------|--------------|-------------------------|
| John Roberts, | Clay High Rd | 606.598.3737 | Student |
| Helena Sizemore | Clay High Rd | 606.598.3737 | Student |
| Linda Cornett | Clay High Rd | 606.598-3737 | Faculty |
| Jamie Gilbert | Clay High Rd | 606.598.3737 | Coach – Softball |
| Robert Nicholson | Clay High Rd | 606.598.3737 | Asst. Principal |
| Tim Rogers | Clay High Rd | 606.598.3737 | Faculty |
| Leslie Sizemore | 591 Sarvis Rd | 606.598.6895 | Parent |
| Leslie M Sizemore | 201 Richmond Rd | 606.813.3212 | Parent |
| Kevin Spurlock | Clay High Rd | 606.598.3737 | Coach – Boys Basketball |
| JoAnne Gregory | Clay High Rd | 606.598.3737 | Asst. Athletic Director |
| Mike White | Clay High Rd | 606.598.3737 | Principal |
| Donnie Gray | Clay High Rd | 606.598.3737 | Athletic Director |
| Deann Stivers Allen | 128 Richmond Rd | 606.598.2168 | Title IX Coordinator |



2009-2010

KHSAA Form T1
Rev. 11/09

**ACCOMMODATION OF INTERESTS AND ABILITIES
SUMMARY PROGRAM CHART (Form T-1)**

Participation Opportunities: Test One - Proportionality

| | | (Column 1) | (Column 2) | (Column 3) | (Column 4) |
|-------|---------|------------|--------------------------------|--|-----------------------------------|
| | Program | Enrollment | Percentage of Total Enrollment | Number of Interscholastic Participants (double and triple count) | Percentage of Total Participation |
| Row 1 | GIRLS | 484 | 49.7% | 143 | 42.2 |
| Row 2 | BOYS | 489 | 50.3 | 196 | 57.8 |
| Row 3 | Totals | 973 | 100% | 339 | 100% |

Instructions:

*Number of 8th grade students & below used in Column 3 and Column 4 calculations: 39

- Determine the total number of girls enrolled, (place in Row 1, Column 1). Determine the total number of boys enrolled, (place in Row 2, Column 1).
- Add the total number of girls and boys enrolled to determine total enrollment, (place in Row 3, Column 1).
- Calculate the percentage of total enrollment that is female. (Divide Row 1, Column 1 by Row 3, Column 1 and place in Row 1, Column 2.) Calculate the percentage of total enrollment that is male. (Divide Row 2, Column 1 by Row 3, Column 1 and place in Row 2, Column 2.) Note: Row 1, Column 2 plus Row 2, Column 2 should total 100%.
- Ask coaches to confirm the names of those individuals who are on the team as of the first **date of regular season competition**, and cross out the names of those who were cut from the team or quit the team prior to the first regular season competitive event. Determine the total number of interscholastic athletics participants that are girls, (and place in Row 1, Column 3). In order to determine the total number of athletics participants, an individual should be counted each time he or she participates on a team. For example, if Jane Doe competes on the varsity volleyball team, the junior varsity volleyball team, the junior varsity basketball team, and the varsity softball team, she should be counted as four participants (**do not include club or intramural sports participants, cheerleaders, dance teams, or pom squads**). Calculate the same way for boys and girls. * In addition, should 8th grade students and below play on a Freshman, Junior Varsity, or Varsity team, they should also be counted for each team and sport on which they participate. If applicable, please asterisk in the above notation as to how many 8th grade students & below are included in the totals.
Using the same procedure, determine the total number of interscholastic athletic participants that are boys, (and place in Row 2, Column 3). Add Row 1, Column 3 plus Row 2, Column 3 to get total participants and place in Row 3, Column 3.
- Calculate the percentage of female participation. (Row 1, Column 3 divided by Row 3, Column 3 and place in Row 1, Column 4.) Calculate the percentage of male participation. (Row 2, Column 3 divided by Row 3, Column 3 and place in Row 2, Column 4.) Note: Row 1, Column 4 plus Row 2, Column 4 should total 100%.

Note: While being within three percent is not a formal compliance standard, if the percent listed in Row 1, Column 4 is within 3% of Row 1, Column 2, then it provides a good target within which compliance is likely.

Principal's Signature: Michael White Date: 4/29/10



**2009-2010
ACCOMMODATION OF INTERESTS AND ABILITIES
SUMMARY PROGRAM CHART (FORM T-2)
PARTICIPATION OPPORTUNITIES: TEST TWO - PROGRAM EXPANSION**

| | | Column 1 | Column 2 | Column 3 | Column 4 | Column 5 |
|--------------------|----------|-----------------------------------|------------------------|--|---|--|
| Program | | Number of Teams Currently Offered | Number of Participants | Number of Teams Added Since the beginning of the 2005-2006 School Year | Current Number of Participants for the 2009-2010 school year who are playing on teams added since the 2005-2006 School Year | Percent of Total Participation By Sex Added Since the beginning of the 2005-2006 School Year |
| GIRLS Row 1 | varsity: | 7 | 79 | 1 | 7 | |
| Row 2 | j.v.: | 5 | 44 | 1 | 2 | |
| Row 3 | frosh: | 3 | 20 | 1 | 2 | |
| Row 4 | total: | 15 | 143 | 3 | 11 | 7.69% |
| BOYS Row 5 | varsity: | 7 | 112 | | | |
| Row 6 | j.v.: | 5 | 55 | 1 | 4 | |
| Row 7 | frosh: | 2 | 29 | | | |
| Row 8 | total: | 14 | 196 | 1 | 4 | 2.04% |

- 1) For Column 1, list the number of interscholastic teams offered for girls and boys at each competitive level (varsity, junior varsity, and freshman). For girls, total each of the entries in Rows 1, 2, and 3 into Row 4. For boys, total Rows 5, 6, and 7 into Row 8.
- 2) For Column 2, list the number of participants at each level. For girls, total each of the entries in Rows 1, 2, and 3 into Row 4. For boys, total Rows 5, 6, and 7 into Row 8. Note: The totals in Row 4 for girls and in Row 8 for boys must be the same as the totals in Form T-1, Column 3, Rows 1 and 2 respectively.
- 3) For Column 3, list the number of interscholastic teams that have been added in the last five years at each competitive level. Count each team added during the 5 year period only one time. e.g. Girl's junior varsity soccer was added 3 years ago, count the team only once, not 3 times. For girls, total the entries in Rows 1, 2, and 3 into Row 4. For boys, total Rows 5, 6, and 7 into Row 8.
- 4) For Column 4, list the number of participants that are currently on each level of the teams that were added in the last five years. If a team was added previously but no longer exists, there are no current participants to be added for that team. For girls, total the entries in Rows 1, 2, and 3 into Row 4. For boys, total Rows 5, 6, and 7 into Row 8.
- 5) For Column 5, calculate the percentage of participants that have been added in the last five years. For girls, take the number in Column 4, Row 4 and divide by the number in Column 2, Row 4. For boys, take the number in Column 4, Row 8 and divide it by the number in Column 2, Row 8.
- 6) **Note: If the percentage of current participants added in the last five years is 25% or greater for the underrepresented sex (most likely girls), compliance with Test Two may be possible. If less than 25%, then compliance with Test Three should be analyzed. CAUTION: 25% is not a formal compliance standard.**

Principal's Signature: Michael J. White Date: 4/29/10



**2009-2010
ACCOMMODATION OF INTERESTS AND ABILITIES
SUMMARY PROGRAM CHART (FORM T-3)**

KHSAA Form T3
Rev. 11/09

Participation Opportunities Test Three Full Accommodation

FOR ANY QUESTION ANSWERED "YES" IDENTIFY THE RESPECTIVE SPORT(S).

| | GIRLS (Yes / No) | | BOYS (Yes / No) |
|--|-----------------------------|--|----------------------------|
| 1. Based on the responses from your most recent student survey, is there sufficient interest to form a viable interscholastic team for a sport not currently offered? If yes, what sport? | Perhaps soccer | | No |
| 2. For a sport not currently offered at the varsity level, is there sufficient interest based on your most recent Student Interest Survey to form a viable team for an interscholastic freshman team or junior varsity team? | No | | No |
| 3. For a sport currently offered at the interscholastic Junior Varsity or freshmen level, is there sufficient interest, based on your most recent Student Interest Survey, to form a varsity team? | No | | No |
| 4. If you answered YES to question (1), (2), or (3), are there enough high schools in the geographic area offering the sport (at the appropriate level) to allow for the development of a reasonable schedule of competition? | NA | | NA |
| 5. If you answered YES to question (1), (2), (3), or (4), are there enough high schools in the geographic area offering the sport (at the appropriate level) to allow for the development of a reasonable schedule of competition? | NA | | Na |

Remember, test three – full accommodation means addressing the unmet interest of the underrepresented sex (most likely girls), not the overrepresented sex (most likely boys).

Plans to Address Interest:

We will continue to try to add soccer. The community has begun a youth soccer organization.

Principal's Signature: Michael White Date: 4/29/10



**2009-2010
ACCOMMODATION OF INTERESTS AND ABILITIES
SUMMARY PROGRAM CHART (FORM T-4)**

KHSAA :FormT4
Rev.11/09

Levels of Competition Test One

| | | Column 1 | Column 2 | Column 3 |
|-------------|-------------|-----------------------------------|------------------------|--|
| Girls | Team Levels | Number of Teams Currently Offered | Number of Participants | Percentage of Participants at Each Level |
| Row 1 | varsity: | 7 | 79 | 55 |
| Row 2 | j.v.: | 5 | 44 | 31 |
| Row 3 | frosh: | 3 | 20 | 14 |
| Row 4 | total: | | 143 | 100% |
| Boys | | | | |
| Row 5 | varsity: | 7 | 112 | 57 |
| Row 6 | j.v.: | 5 | 55 | 28 |
| Row 7 | frosh: | 2 | 29 | 15 |
| Row 8 | total: | | 196 | 100% |

- 1) Column 1, list the number of interscholastic teams offered for girls and boys at each competitive level; varsity, junior varsity, and freshman. (Refer to Form T-2, Accommodation of Interests and Abilities, Summary Program Chart 2, Column 1.)
- 2) For Column 2, list the number of participants at each level. For girls, total the entries in Rows 1, 2, and 3 into Row 4. For boys, total the entries in Rows 5, 6, and 7 into Row 8. (Refer to Form T-2, Accommodation of Interests and Abilities, Summary Program Chart 2, Column 2.)
- 3) For Column 3, calculate the percentage of female and male participants at each level.
For girls' varsity, junior varsity, and frosh, respectively:
 - Divide Column 2, Row 1 by Column 2, Row 4, and place the percentage in Column 3, Row 1
 - Divide Column 2, Row 2 by Column 2, Row 4, and place the percentage in Column 3, Row 2.
 - Divide Column 2, Row 3 by Column 2, Row 4, and place the percentage in Column 3, Row 3.
 For boys' varsity, junior varsity, and frosh, respectively:
 - Divide Column 2, Row 5 by Column 2, Row 8, and place the percentage in Column 3, Row 5.
 - Divide Column 2, Row 6 by Column 2, Row 8, and place the percentage in Column 3, Row 6.
 - Divide Column 2, Row 7 by Column 2, Row 8, and place the percentage in Column 3, Row 7.

Principal's Signature: Michael J White Date: 4/29/10



**2009-2010
ACTUAL EXPENDITURES - PROGRAM COMPARISON CHART 1 -(FORM T-35)
TO INCLUDE BOOSTER CLUB FUNDING**

| Sports | Equipment and Supplies | | Travel | | Awards | | Coaches' salaries (to include supplemental and extended employment; dollar amount required) | # Coaches for all levels / # Teams for all levels | Facilities Improvements | | Publications (if sport-specific) | |
|-----------------|------------------------|---------|--------|---------|--------|---------|---|---|-------------------------|---------|----------------------------------|---------|
| | School | Booster | School | Booster | School | Booster | | | School | Booster | School | Booster |
| G basketball | 6,967 | | 9,523 | | 120 | | 14,000 | 3/3 | 577 | | | 579 |
| B basketball | 21,427 | 314 | 11,182 | 5,443 | 90 | | 14,000 | 3/3 | 577 | | | 579 |
| G softball | 2,446 | | 546 | | 150 | | 6,800 | 2/2 | 48,531 | | | |
| B baseball | 2,517 | | 902 | | 210 | | 6,800 | 2/2 | 48,735 | | | |
| G cross country | | | 272 | | | | 2,000 | 1/1 | 48,531 | | | |
| B cross country | | | 272 | | | | 2,000 | 1/1 | 48,531 | | | |
| G golf | 763 | | 1,494 | | 90 | | 3,000 | 1/3 | 48,531 | | | |
| B golf | | | 1,648 | | 45 | | 3,000 | 1/2 | 48,531 | | | |
| G soccer | | | | | | | | | | | | |
| B soccer | | | | | | | | | | | | |
| G swimming | | | | | | | | | | | | |
| B swimming | | | | | | | | | | | | |

- Total expenditures on T-35 and T-36 on the 2009-2010 year report due by April 15, 2010 of each school year, should reflect the total monies spent (rounded off to nearest dollar) for the entire school year of 2008-2009 ending June 30, 2009.
- Booster Club Funding/Contributions must be included in the above expenditures total. (Note: It is illegal for coaches to be paid by Booster Clubs - Reference KHSAA Bylaw 27)

Principal's Signature: *M. Dehaene* Date: 4/29/10



**2009-2010
ACTUAL EXPENDITURES - PROGRAM COMPARISON CHART 2 - (Form T36)
TO INCLUDE BOOSTER CLUB FUNDING**

| Sports | Equipment and supplies | | Travel | | Awards | | Coaches' salaries (to include supplemental and extended employment; dollar amount required) | # Coaches for all levels / # Teams for all levels | Facilities improvements | | Publications (if sport-specific) | |
|----------------|------------------------|---------|--------|---------|--------|---------|---|---|-------------------------|---------|----------------------------------|---------|
| | School | Booster | School | Booster | School | Booster | | | School | Booster | School | Booster |
| G track | | | | | 104 | | 2,700 | 2/1 | 48,531 | | | |
| B track | | | | | 104 | | 2,700 | 2/1 | 48,531 | | | |
| G tennis | 951 | | | | 90 | | 2,250 | 2/2 | 48,531 | | | |
| B tennis | 951 | | | | 90 | | 2,250 | 2/2 | 48,531 | | | |
| G volleyball | 2,782 | | | | 625 | | 4,000 | 2/3 | 48,531 | | | |
| B wrestling | | | | | | | | | | | | |
| G (list sport) | | | | | | | | | | | | |
| B football | 35,258 | | 3,281 | 2,360 | 1,266 | | 26,000 | 4/3 | 11,902 | | | |
| G (list sport) | | | | | | | | | | | | |
| B (list sport) | | | | | | | | | | | | |

- Total expenditures on T-35 and T-36 on the 2009-2010 year report due by April 15, 2010, should reflect the total monies spent (rounded off to nearest dollar) for the entire school year of 2008-2009 ending June 30, 2009.
- Booster Club Funding/Contributions must be included in the above expenditures totals. Indicate percentage of total expenditures for each gender. (If disparities are obvious, list on your Corrective Action Plan (T-60) what action you will take to correct the problem.

| Gender | Expenditures | Percentage |
|---------------|------------------|-------------|
| Boys | \$402,448 | 53% |
| Girls | \$354,015 | 47% |
| Total: | \$756,463 | 100% |

Principal's Signature: M. [Signature] Date: 4/29/10



2009-2010 KHSAA TITLE IX ATHLETICS AUDIT (Form T-41)
Checklist - Overall Interscholastic Athletics Program

KHSAA Form T41
Rev. 11/09

DIRECTIONS:

For the Areas of Compliance (Opportunities and Benefits) listed on the left hand side of the page, place a checkmark under the appropriate column identifying whether your school provided an advantage to the Girls' Program, or to the Boys' Program or to Neither Program. A review of T-35 and T-36 spending patterns might be helpful in completing this form.

| Areas of Compliance: | ADVANTAGE TO: | | |
|---|--------------------------|---------------|-----------------|
| | GIRLS' PROGRAM | BOYS' PROGRAM | NEITHER PROGRAM |
| OPPORTUNITIES | | | |
| Accommodation of Interest and Abilities | | X | X |
| BENEFITS | | | |
| Equipment and Supplies | | | X |
| Scheduling of Games and Practice Time | | | X |
| Travel and Per Diem Allowances | | | X |
| Coaching | | | X |
| Locker Rooms, Practice and Competitive Facilities | | | X |
| Medical and Training Facilities and Services | | | X |
| Publicity | X <i>draw</i> | | |
| Support Services | | | X |
| Housing and Dining | | | NA |
| Tutoring | | | NA |
| Athletic Scholarships | | | NA |

If an advantage/inequity is indicated, corrective action should be shown on the Corrective Action Plan, Form T-60.

Principal's Signature: Michael J White Date: 4/29/10

SCHOOL NAME

2009-2010

TITLE IX

Clay County High

CORRECTIVE ACTION PLAN

DIRECTIONS:

1. For Column 1, indicate the intended area (Opportunities or Benefits) which needs corrective action in order to achieve gender equity. For Column 2, write the suggested change or activities that will correct the area in need of alteration. For Column 3, include the estimated completion date for the changes or activities.
2. It is possible to attain compliance with Title IX and no longer need "corrective" action. However, the KHSAA strongly encourages compliant schools to identify items for improvement (Column 1), activities to accomplish the improvement (Column 2) and a timetable for completion (Column 3) that will strengthen the athletic program.
3. You may copy this form as needed. Please attach corrective action plans along with audit forms and submit by April 15, 2009.

| ITEM FOR CORRECTION/ IMPROVEMENT | SUGGESTED CHANGE/ ACTIVITIES | COMPLETION DATE |
|--|---|--|
| SBDM polices on Athletics | Evaluate and/or develop suggested policies as Recommended by KHSAA | 7/06 |
| Track | Resurface reline | Completed and holding track meets |
| Insure the reporting of Booster Club money for the Title IX report | Send information letter to clubs. | 7/06 Letters will be sent yearly |
| Explore the addition of wrestling and soccer teams | Hold meetings Determine viability <i>Keep?</i> <i>See results?</i> | Principal has attempted to identify a staff member interested in coaching girls soccer. No staff member has expressed interest in coaching girls soccer. |

| | | |
|--|--|--|
| Expand and/or update the training facilities for football, track, cross country, and weight room for all teams | Meet with coaches | Almost completed |
| Tennis Courts | Add a 6 th court, Resurface, Reline, Lights Storage Area | 6 th Court completed. Still need to install lights |
| Volleyball | Determine storage area for equipment Permanent lines on court | 7/07 - Storage Area found 12/10 -- Plans are to resurface Gym floor and paint the lines by this time |
| Volleyball | Hire an assistant Coach | COMPLETED for 2008 season |
| Track | Hire an Assistant Track Coach | Money has been allocated. |
| Inequitable feeding of teams | Schedule meeting with all Head Coaches to determine their plans Limit the amount of food provided to teams Ensure that all teams have same schedule (i.e. meals prior to game) | Meeting with Head Coaches held in May 2009 to address this problem <i>Sp. J. [Signature]</i> |
| | | |

Principal's Signature *M. [Signature]*

Date: *4/29/10*



**INTERSCHOLASTIC ATHLETICS
SURVEY (FORM T-63)
Summary of Student Responses**

*KHSAA Form T63
Rev. 11/09
Page 1/3*

2009-2010

School Year: _____

School Name: _____ Clay County High School

Enrollment
(9-12 Grade): 973 (SHOULD AGREE WITH FORM T-1, COLUMN 1, ROW 3)

Number of 9-11 Grade Students Surveyed: 400

Number of 8th Grade Students Surveyed: 100

Date: _____ April 28, 2010

Completed By: _____ Deann Allen

Instructions:

1. Summarize the Student Athletics Interest Surveys Form T-61 by listing the total number of responses on the line next to each sport.
2. Under the Other Category please provide a listing of the sports as well as the number of students who are interested in participating.
3. Please sign and date this Summary Form (T-63) and mail this Summary Form only to the KHSAA by April 15. Do not mail the student surveys (Form T-61). However, these Forms should be maintained in your files in the event they are requested subsequently.

9/6/10

500 Number of Surveys
481 Total Returned (*A minimum of 80% return is expected*)
8-11 Grades Surveyed (*Should be grades 9-11 and 8th grade if school has a feeder system*)

Who Administered The Survey? _____ Mike Gregory and Wayne Napier

How Was The Survey Administered? _____ In English class or homeroom

Give details on how it was administered and to which school group, Example: English classes, or all home rooms, etc. or advisee/advisor?)

KHSAA Sanctioned Fall Sports (List Total Number of Participation Responses)

4 Cross Country (Girls)
14 Cross Country (Boys)
72 Football (Boys)
5 Golf (Girls)
6 Golf (Boys)
18 Soccer (Girls)
12 Soccer (Boys)
42 Volleyball (Girls)

Winter Sport (List Total Number of Participation Responses)

- 19 Basketball (Girls)
- 52 Basketball (Boys)
- 10 Indoor Track (Girls)
- 10 Indoor Track (Boys)
- 16 Swimming & Diving (Girls)
- 6 Swimming & Diving (Boys)
- 16 Wrestling (Boys)

Spring Sport (List Total Number of Participation Responses)

- 30 Baseball (Boys)
- 18 Fast Pitch Softball (Girls)
- 24 Tennis (Girls)
- 11 Tennis (Boys)
- 18 Track (Girls)
- 20 Track (Boys)

Non-KHSAA Championship Sports (From Student Survey T-61 Question 10)

- 51 Archery
- 6 Field Hockey
- 43 Bowling
- 4 Gymnastics (Boys)
- 53 Gymnastics (Girls)
- 18 Ice Hockey
- 12 Lacrosse (Boys)
- 39 Lacrosse (Girls)
- 53 Rifle
- 26 Rodeo
- 10 Slow Pitch Softball
- 16 Volleyball (Boys)
- Water Polo
- 30 Weightlifting
- 13 Other sports not listed _____

Number of Students who participate in Intramural Sports

(From Student Survey T-61 Question 5)

| <u>Sport</u> | <u>Number</u> |
|--------------|---------------|
| Basketball | |
| Soccer | |
| | |
| | |
| | |
| | |

List Intramural Sports students are interested in adding:
(From Student Survey T-61 Question 6)

| <u>Sport</u> | <u>Number</u> |
|--------------|---------------|
| | |
| | |
| | |
| | |

Participation in Non-School Sports Activities
(From Student Survey T-61 Question 7)

| <u>Sport</u> | <u>Number</u> |
|--------------|---------------|
| | |
| | |
| | |
| | |
| | |

Reasons for not participating in interscholastic athletics
(From Survey Question 8)

- 15 I prefer other activities such as band, chorus, etc.
- 75 I don't have time
- 12 The practice schedules and game times are inconvenient
- 28 The sport I like isn't offered
- 8 It's too expensive
- 6 I prefer to participate in club or intramural sports
- 18 Working
- 23 Other: _____

Student Suggestions to encourage participation


Principal's Signature

4/29/10
Date

| | | |
|--|--|---|
| Expand and/or update the training facilities for football, track, cross country, and weight room for all teams | Meet with coaches | Almost completed |
| Tennis Courts | Add a 6 th court, Resurface, Reline; Lights Storage Area | 6 th Court completed. Still need to install lights |
| Volleyball | Determine storage area for equipment Permanent lines on court | 7/07 - Storage Area found 12/10 - Plans are to resurface Gym floor and paint the lines by this time |
| Volleyball | Hire an assistant Coach | COMPLETED for 2008 season |
| Track | Hire an Assistant Track Coach | Money has been allocated. |
| Inequitable feeding of teams | Schedule meeting with all Head Coaches to determine their plans Limit the amount of food provided to teams Ensure that all teams have same schedule (i.e. meals prior to game) | Meeting with Head Coaches held in May 2009 to address this problem. During the 2009-2010 school year, the feeding of the teams was equitable. |
| Athletic Handbook for All Coaches and players | Develop a handbook for coaches, athletes, and parents to ensure that all teams follow the same procedures. | Development will begin on August 10, 2010 and will be completed by May 2011 for implementation beginning July 1, 2011. |

Principal's Signature *Margaret White* Date: 6/4/10



**2009-2010 KHSAA TITLE IX ATHLETICS AUDIT (Form T-41)
Checklist - Overall Interscholastic Athletics Program**

KHSAA Form T41
Rev. 11/09

DIRECTIONS:

For the Areas of Compliance (Opportunities and Benefits) listed on the left hand side of the page, place a checkmark under the appropriate column identifying whether your school provided an advantage to the Girls' Program, or to the Boys' Program or to Neither Program. A review of T-35 and T-36 spending patterns might be helpful in completing this form.

| Areas of Compliance: | ADVANTAGE TO: | | |
|---|----------------|---------------|-----------------|
| | GIRLS' PROGRAM | BOYS' PROGRAM | NEITHER PROGRAM |
| OPPORTUNITIES | | | |
| Accommodation of Interest and Abilities | | X | |
| BENEFITS | | | |
| Equipment and Supplies | | | X |
| Scheduling of Games and Practice Time | | | X |
| Travel and Per Diem Allowances | | | X |
| Coaching | | | X |
| Locker Rooms, Practice and Competitive Facilities | | | X |
| Medical and Training Facilities and Services | | | X |
| Publicity | X | | |
| Support Services | | | X |
| Housing and Dining | | | NA |
| Tutoring | | | NA |
| Athletic Scholarships | | | NA |

If an advantage/inequity is indicated, corrective action should be shown on the Corrective Action Plan, Form T-60.

REVISED per conversation with M. Mullins

Principal's Signature: Michael J White Date: 6/4/10

SCHOOL NAME

2009-2010

Clay County High

TITLE IX

CORRECTIVE ACTION PLAN

KHSAA
Form T60
Rev. 12/08

DIRECTIONS:

1. For Column 1, indicate the intended area (Opportunities or Benefits) which needs corrective action in order to achieve gender equity. For Column 2, write the suggested change or activities that will correct the area in need of alteration. For Column 3, include the estimated completion date for the changes or activities.
2. It is possible to attain compliance with Title IX and no longer need "corrective" action. However, the KHSAA strongly encourages compliant schools to identify items for improvement (Column 1), activities to accomplish the improvement (Column 2) and a timetable for completion (Column 3) that will strengthen the athletic program.
3. You may copy this form as needed. Please attach corrective action plans along with audit forms and submit by April 15, 2009.

| ITEM FOR CORRECTION/ IMPROVEMENT | SUGGESTED CHANGE/ ACTIVITIES | COMPLETION DATE |
|--|--|---|
| SBDM polices on Athletics | Evaluate and/or develop suggested policies as Recommended by KHSAA | 7/06 |
| Track | Resurface reline | Completed and holding track meets |
| Insure the reporting of Booster Club money for the Title IX report | Send information letter to clubs. | 7/06 Letters will be sent yearly |
| Explore the addition of wrestling and soccer teams | Hold meetings Determine viability | Meeting with interested girls and parents will be scheduled in August to discuss soccer for CCHS. |